

Banjoree 2024

Banjo

für Fortgeschrittene

'That's not the way Earl played it!!!'

(Oder vielleicht doch?)

Bruno van Hoek

Diskussion (7 Minuten)

‘That’s not the way...‘

Na, und?

Die Welt

(ausserhalb traditioneller Bluegrass ;-)

Die Entwicklung

Über The Country Gentlemen,
Country Gazette bis Flecktones,
Krüger Brothers und weiter:

Völlig daneben

Und trotzdem spielbar

Funkbanjo.....

Beispiel 1


Brownglass? James Brown!

'Out Of Sight'

Filler (ursprünglich van
Blasinstrumente gespielt)


'Out Of Sight'

Zuerst Mal das Original:



'Out Of Sight'

Jetzt nur der Filler
(langsam):



Wie ginge sowas auf Banjo?

LH foto und Tab



Dropped
C-tuning

Out of Sight filler lick

tab:
Bruno van Hoek

The tablature is written on two staves. The first staff contains 10 measures of music, and the second staff contains 3 measures. Fingering is indicated by letters 'm' (middle), 't' (thumb), and 'i' (index). Fret numbers are shown above the notes. 'X' marks indicate muted strings.

Staff 1:
Measure 1: fret 17 (t), fret 16 (i)
Measure 2: fret 14 (m), fret 16 (t), fret 14 (m), fret 16 (t)
Measure 3: fret 14 (m)
Measure 4: fret 17 (t)
Measure 5: fret 14 (m), fret 14 (X), fret 14 (X), fret 14 (X)
Measure 6: fret 17 (t), fret 16 (i)

Staff 2:
Measure 1: fret 14 (m), fret 16 (t), fret 14 (m), fret 16 (t), fret 14 (m)
Measure 2: fret 17 (t)
Measure 3: fret 14 (m), fret 14 (X), fret 14 (X), fret 14 (X)

Beispiel 2

**Zurück nach 'Grass',
'Dutchgrass', that is...**

Wer denkt sich sowas aus?

Bruno's 'Three Green'

Three Green

0 3 0 0 3 | 2 3 0 3 2 0 | 0 3 0 0 3 |

t i m t m i t i m t m i t t i m t m i

2 3 0 3 2 0 | 0 3 0 0 3 | 2 3 0 3 2 0 |

t i m t m i t m t t i m t m i t i m t m i t m

0 0 0 0 | 3 7 7 0 | 9 7 0 9 0 |

t i s l t i t m t i m t m i t m

0 2 0 2 0 2 0 3 7 9 0 |

t h t m t i m t m i t m t i m t i s l t m t m

9 7 0 7 9 0 | 0 0 4 0 2 2 2 2 0 2 2 0 |

t i m t m i t m t t m t t m t i m t m i t m

2 7 9 7 0 7 9 0 0 2 0 2 |

t i s l t m t m t i m t m i t m t h t m t i m t

2 0 2 0 3 0 2 0 4 2 0 0 |


m i t m t i t m i h p t m t t m t t m t t m

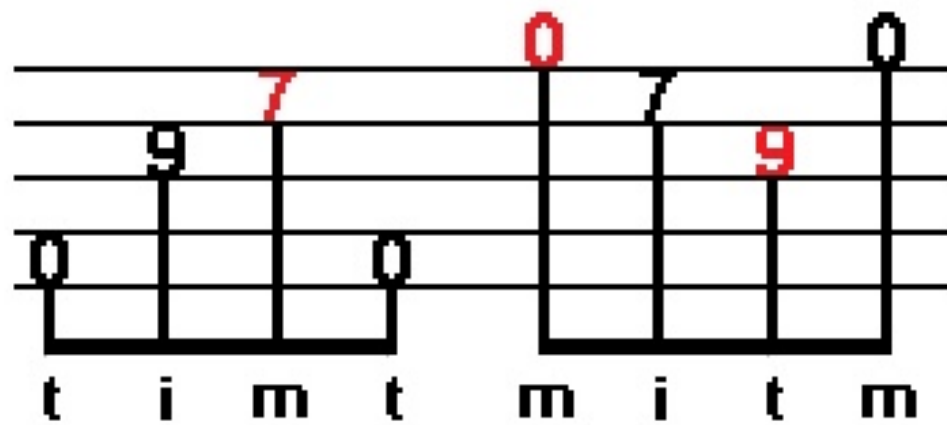
2 2 0 0 2 2 | 0 3 0 0 3 | 2 0 0 3 2 |

t i m t m i t t t i m t m i t i m t m i t m

A guitar fretboard diagram showing a sequence of notes and fingerings for the letters 'm', 'i', 't', 'm', 'i', 't', 'm', 'i', 't', 'm', 't'. The notes are on the 3rd, 4th, and 5th strings. Fingerings are indicated by numbers 0, 2, and 3 above the notes. The sequence is divided into four measures by vertical bar lines.

Measure	String	Fret	Letter	Fingering
1	5	0	m	0
	4	0	i	0
	3	0	t	0
2	5	0	m	0
	4	0	t	0
	3	3	m	3
	3	3	i	3
3	5	0	t	0
	4	2	i	2
	3	3	m	3
	3	0	t	0
4	5	0	m	0
	4	3	i	3
	3	2	t	2
	3	0	m	0
	3	0	t	0





A musical staff with five lines. Below the staff are the lyrics: i sl t i t m t i m t m i t m. Above the staff are fret numbers in red: 3, 7, 7, 0, 0, 9, 7, 0, 7, 9, 0. A slur is placed over the first two notes (i and sl). A vertical bar line is placed between the fourth and fifth notes (t and m).

A musical notation diagram for the words "thetm timt mitm timt". The notation is written on a four-line staff. The notes are placed on the lines and spaces as follows: 't' on the first line, 'h' on the first space, 't' on the second line, and 'm' on the second space. A slur is placed over the first two notes ('t' and 'h'). The notes 't', 'i', 'm', and 't' are on the first, second, third, and first lines respectively. The notes 'm', 'i', 't', and 'm' are on the second, first, second, and second lines respectively. The notes 't', 'i', 'm', and 't' are on the first, second, third, and first lines respectively. Fingerings are indicated by red numbers: '0' for the thumb and '2' for the middle finger. The fingerings for the first word are 0, 2, 0, 0. For the second word: 0, 2, 0, 0. For the third word: 0, 2, 0, 0. For the fourth word: 0, 2, 0, 0.

t h t m t i m t m i t m t i m t

0
t

0
t

0
m

4
t

0
t

0
m

2
t

2
i

2
m

2
t

0
m

2
i

2
t

0
m

A musical staff with four lines. The notes and their positions are as follows:

- First measure: A note on the first line (bottom) with a black circle above it. A red '2' is written above the second line, and a red '1' is written above the first line.
- Second measure: A note on the second line with a black circle above it. A red '2' is written above the second line, and a red '1' is written above the first line.
- Third measure: A note on the first line (bottom) with a black circle above it. A red '0' is written above the first line.
- Fourth measure: A note on the second line with a black circle above it. A red '0' is written above the second line.
- Fifth measure: A note on the first line (bottom) with a black circle above it. A red '0' is written above the first line.
- Sixth measure: A note on the second line with a black circle above it. A red '0' is written above the second line.

Below the staff, the notes are labeled with letters: 't', 'i', 'sl', 't', 'm', 'i', 't', 'm'. The 'm' and 'i' labels are vertically aligned with the notes in the fourth and fifth measures, respectively.

A musical notation for guitar on a six-line staff. The notes are represented by vertical stems with circles at the top, indicating fret numbers. A slur is placed over the first two notes. A vertical bar line is positioned between the second and third measures. Red numbers above the staff indicate fret positions. Below the staff, the lyrics are written in lowercase letters.

Measure	Fret	Lyrics
1	0	t
2	2	i
3	7	sl
4	0	t
5	7	m
6	0	t
7	0	m
8	9	t
9	7	i
10	9	m
11	0	t
12	0	m

A guitar fretboard diagram illustrating a sequence of chords and notes. The diagram is organized into two measures, separated by a double bar line. The notes are represented by vertical stems with fret numbers (0, 2, 4) and fingerings (3, 2, 4, 2) written in red above them. The chords are labeled with letters below the notes.

Measure 1: **i h p** (fret 0, 2, 0, 3), **t m** (fret 0, 0), **t** (fret 4, 2).

Measure 2: **t m** (fret 0, 0), **t** (fret 2), **t m** (fret 0, 0), **t** (fret 0), **t m** (fret 0, 0), **t** (fret 0).

Measure 3: **t i m t** (fret 2, 2, 0, 0), **m i t** (fret 0, 2, 2).

G-tuning

5th string spike 2

Three Green

Bruno van Hoek

2

t h t i m i t m t i m t i m

t i m t i m t h t i m t i m t i m t m

t t i m t i m t i m t m i t t h t i m t i m

t i m t i m t m t t i m t i m t t i m t i m

t t i m t i m t i m t m i t m

©

that mitt mitt mitt mitt

t t i m t i m t i m t i m t i m t

A musical notation for guitar on a six-line staff. The notes and their fret numbers are: t (open), t (open), i (4th fret), m (2nd fret), t (open), i (2nd fret), m (2nd fret), t (open), i (3rd fret), m (2nd fret), t (open), m (2nd fret), i (2nd fret), t (2nd fret). Fingerings are indicated by red numbers: 2 for the first 't', 4 for 'i', 2 for the first 'm', 2 for the first 'i', 2 for the second 'm', 3 for the first 'i', 2 for the second 'm', 2 for the first 'm', 2 for the first 'i', and 2 for the final 't'. A vertical bar line is placed between the 6th and 7th notes.

t t i m t i m t i m t m i t

0 3 0 0 3 | 4 3 0 3 2 0
t t i m t m i t i m t m i t m

G-tuning

5th string spike 2

Three Green

Bruno van Hoek

3

m i s l t m i t m t i m t m i t m t h t m t i m t
 m i t m t i m t m i s l t m i t m t i m t m i t m
 t t m t t m t i m t m i t t i s l t m t m
 t i m t m i t m t h t m t i m t m i t m t i m t
 i h p t m t t m t t m t t m t i m t m i t
 t t i m t m i t i m t m i t m i t t i m t m i
 t i m t m i t m i t i m t m i t i m t i m t
 t i m m 5 5

chime

©

0 4 3 0 | 0 3 2 0 | 0 3 0 | 0 0 3 | 0 4 3 0 | 2 3 4

t i m t | m i t m | t | t i | m t m i | t i m t | i m t

-----chime-----

0 0 | 7 7 | 5 5

t | t i m | m

Detailed description: The image shows two staves of musical notation for guitar. The top staff contains a sequence of chords and notes with fret numbers (0, 4, 3, 0, 0, 3, 2, 0, 0, 3, 0, 0, 3, 0, 4, 3, 2, 3, 4) and lyrics (t i m t | m i t m | t | t i | m t m i | t i m t | i m t). A grey arrow points to the right above the staff. A dashed line labeled 'chime' spans the first two measures. The bottom staff shows fret numbers (0, 0, 7, 7, 5, 5) and lyrics (t | t i m | m). A slur covers the first two notes (0, 0) and another slur covers the last two notes (5, 5).

Vielen Dank!